

Geschäftsbereich
Werkstoff- und
Schweißtechnik

Institut für
Werkstoffprüfung

Prüfzentrum Wien
A-1230 Wien
Deutschstraße 10
Telefon:
+43 1 / 610 91
Fax: DW 10
eMail: pzw@tuev.or.at

Ansprechpartner:
Ing. Helmut MATZIK
sen.
DW 32
eMail: mk@tuev.or.at

Firma
Klinger Fluid Control Ges.m.b.H

WP 547/MK/BE

Am Kanal 8-10
A - 2352 Gumpoldskirchen

CONFIRMATION


According to your order and under the supervision of Technischer Überwachungs-Verein Österreich (TÜV Österreich) a „Klinger Top Chem 2000“ gasket of dimensions dia. 107/60, thickness 1,5 mm, was subjected to a Fire Safe Test on 18.3.1996 in accordance with API specification 6FA for pressure stage ANSI 300.

Layout, performance of test and results can be seen in the enclosed test report Va-112 of Klinger Fluid Control GmbH, and certify successful completion of the test.

Vienna, 27. March 1996

(Date of translation: 17. January 1997)

Versuchsanstalt des Technischen
Überwachungs-Verein Österreich
A-1230 Wien, Deutschstraße 10



Ing. Balas

Encl.:

Test report (3 pages) in duplicate

**Akkreditierte
Prüfstelle,
Überwachungsstelle,
Zertifizierungsstelle;
Kalibrierstelle**

Notified Body 0408

**Vereinssitz und
Geschäftsführung:**
A-1015 Wien
Krugerstraße 16
Tel.: +43 1/514 07-0
Fax: DW 240
eMail: office@tuev.or.at

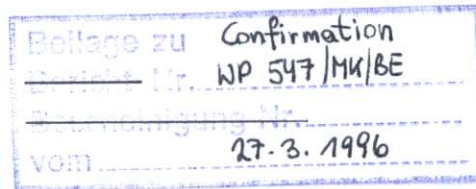
Geschäftsstellen in
Dornbirn, Eisenstadt,
Graz, Innsbruck,
Klagenfurt, Linz,
Salzburg, Wels und
Wien

Tochtergesellschaften
in Athen, Budapest,
München und Wien

Bankverbindungen:
CA 0066-28978/00
BA 220-101-949/00
PSK 7072.756

Klinger Fluid Control Center

Am Kanal 8-10
A-2352 Gumpoldskirchen



Va-112

Fire Safe Test - "Klinger Top Chem 2000" Test DN 50 PN 40, test pressure 30 bar

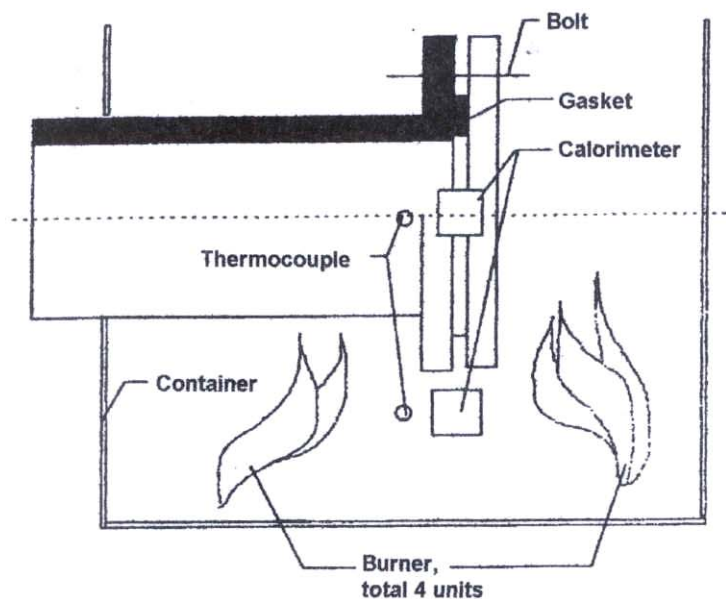
Test gasket:

Top Chem 2000 1,5 mm thick Dim.: 107/60 PN 40
Torque of flange bolts corresponding to a surface pressure of 30 Nm/mm²

Test:

Pressure stage ANSI 300 based on the «Specification for FireTest for Valves» according to API specification 6FA.

Fitting of test gasket in end of pipe with blank flange directly exposed to the fire.



Welding neck flange: 50/60,3 DIN 2635 PN 40 C22.8

Blankflange: DIN 2525 PN 40 NW 50 C22.8

Bolts: M16x65 DIN 931 - 8.8

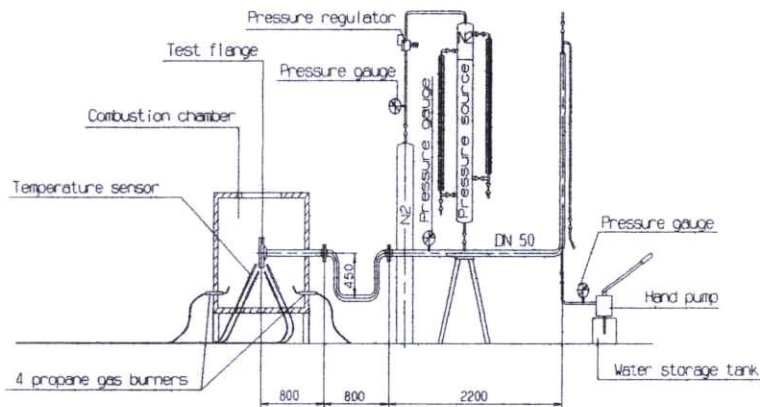
Nuts: M16 DIN 934-8

Note:

Bolts protected by sheet metal strips from direct effect of flames.

Test stand:

The test was performed on a fire-safe test stand for fittings of Klinger Fluid Control GmbH.

Test procedure and leakage rates (for pressure stage PN 40 – test pressure 30 bar)

1. Effect of fire for 30 minutes.
Pressure applied: 30 bar (high test pressure)
Leakage rate during the fire: 0 ml/min
2. Cooling period from end of fire to below 100° C.
Pressure applied: 30 bar
Leakage rate during and after the cooling period: 0 ml/min.

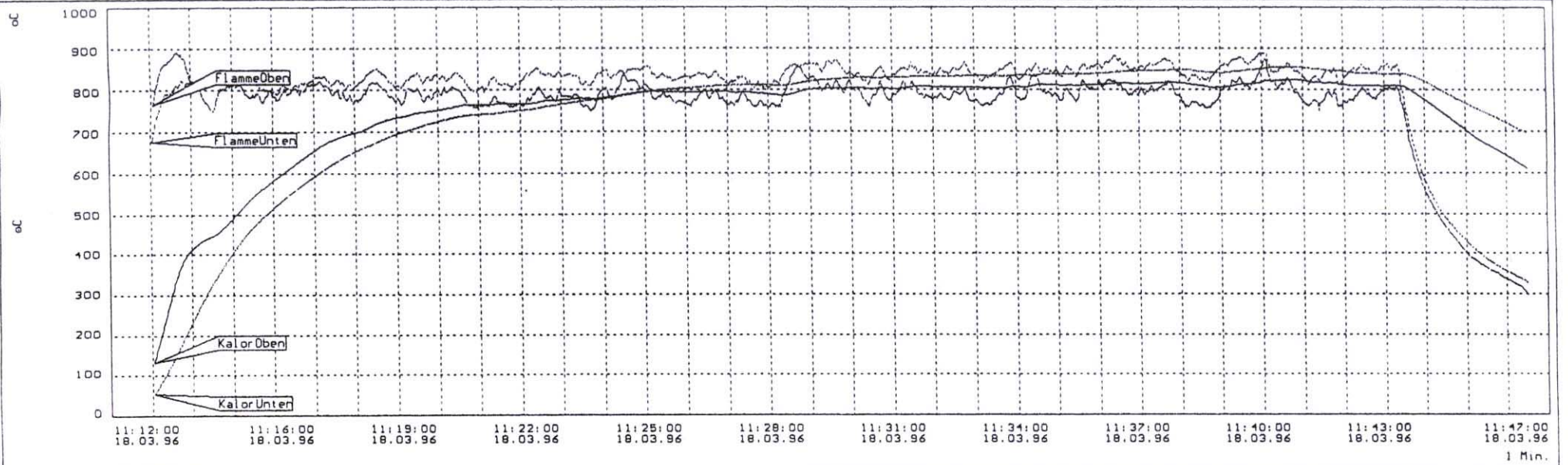
Summary of results:

No leakage rates occurred throughout the entire test.

Klinger Fluid Control GmbH
Test Department, 18.3.96

H. T. Run

Top Chem 2000 DN 50 PN 40



Mittelwerte

